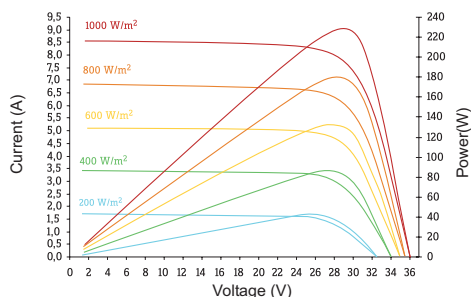
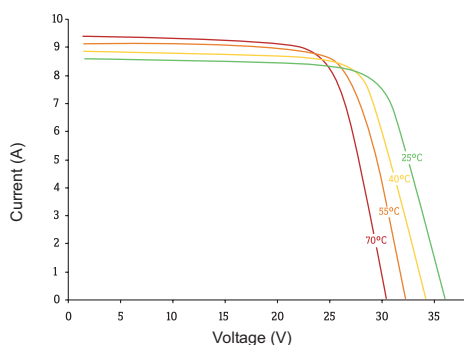




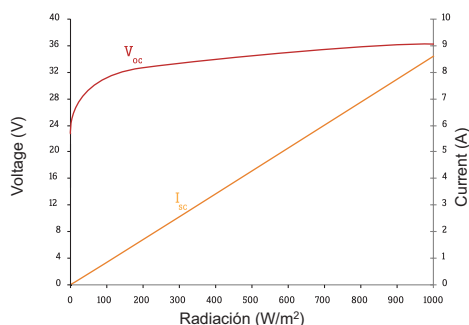
SLK60M6L-230Wp
I-V characteristics and Pmax at 25°C and different radiation levels



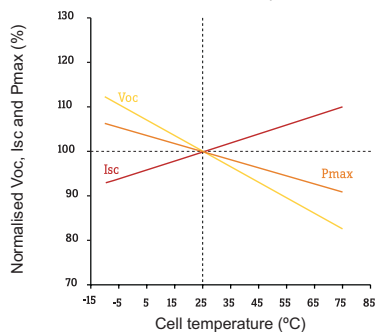
SLK60M6L-230Wp
I-V characteristics with radiation of 1000W/m² at different cell temperatures



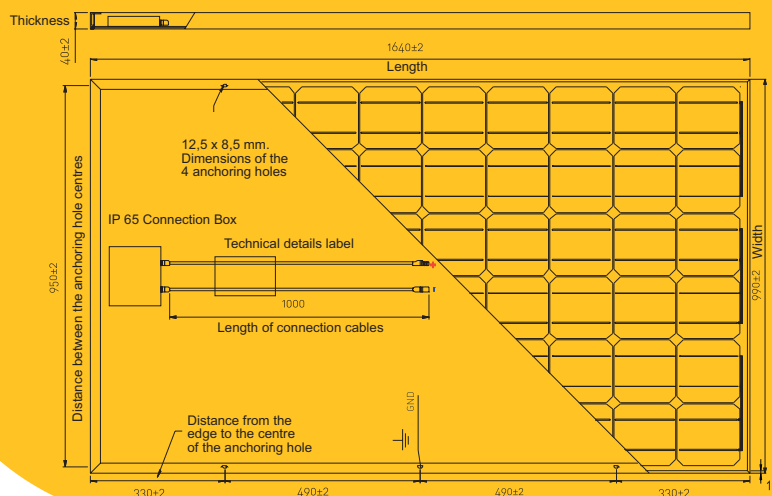
SLK60M6L-230Wp
Voc and Isc behaviour at 25°C and different radiation levels



SLK60M6L-230Wp
Normalised Voc and Isc behaviour with 1000W/m² at different cell temperatures



SLK60M6L



Characteristics and operating limits

Dimensions	990x1640 mm
Thickness with frame, including connections box	40 mm
Weight	19 kg
Maximum system voltage	1000 V _{cc}
Operating temperature	-40°C a +85°C
Grounding	Frame with two holes for grounding
Connection box	IP-65 with protective by-pass diodes
Output cables	Lengths of 1 m symmetrical cable, ø4 mm ² , double layer insulation, halogen free, UV radiation resistant.
Connection terminal	Error-proof quick polarity connector

In the SLK60M6L module range we offer different power levels with a maximum efficiency of 14.4%

Electrical data

	P _{mpp}	223	225	228	230	233	235
Maximum power (±5%) (Wp)							
Maximum peak power voltage (A)	U _{mpp}	29,1	29,1	29,2	29,2	29,3	29,3
Maximum peak power current (A)	I _{mpp}	7,68	7,74	7,83	7,91	7,98	8,03
Open circuit voltage (V)	U _{oc}	36,9	37,1	37,1	37,2	37,2	37,7
Short-circuit current (A)	I _{sc}	8,04	8,08	8,14	8,24	8,29	8,34

Details referring to standard test conditions (STC): Radiation of 1000 W/m² with AM 1.5 spectrum and a cell temperature of 25°C

Normal operating temperature	NOCT	46±2 °C
Power temperature coefficient	Tk (Pn)	-0,43 %/°C
Open circuit voltage temperature coefficient	Tk (Voc)	-139,1 mV/°C
Short circuit current temperature coefficient	Tk (Isc)	+2,6 mA/°C

NOCT, Normal operating cell temperature: Radiation of 800 W/m², ambient temperature of 20°C, wind speed of 1 m/s

www.siliken.com
info@siliken.com
+34 902 41 22 33



WARNING: Carefully read the instructions manual before using this product.
NOTE: Siliken Modules, S.L.U reserves the right to modify this product without notice.

SLK60M6L



At Siliken, the electrical features of each photovoltaic module are individually monitored and the results made available to the customer.

Every module has a serial number which enables it to be identified at any point in the production process (traceability). These serial numbers are detailed in the guarantee.

Siliken guarantees:

- The materials of the photovoltaic module for 5 years.
- A module output power of at least 90% of the nominal power specified in Siliken's technical product documentation for 10 years.
- A module output power of at least 80% of the nominal power specified in Siliken's technical product documentation for 25 years.

Measured under Standard Test Conditions (STC= 1000W/m², 25°C ±2°C, AM1.5)

Weather resistance:

Siliken modules have been designed according to Standard IEC-61215 which sets out the requirements for terrestrial photovoltaic modules for long-term open-air use in moderate climates. This ensures that modules are resistant to weather conditions ranging from 130 Km/h winds, plus loads of 540 Kg/m² due to snow and hailstones of 25 mm diameter falling at a maximum speed of 23 m/s, static charges and ice. Our modules also comply with the requirements of Standard EN 14449:2005 on Laminated Safety Glass.

Applications

It is an appropriate module for off-grid systems. Its mechanical and electrical features make it quick and easy to install. Furthermore, its superior efficiency enables installed peak power to be optimised in relation to the surface area covered by the installation.

Description of components

1 FRAME

Made of anodised aluminium, pre-drilled at the factory for quick and easy assembly.

2 GLASS PLATE

Tempered, high transmissivity, 3.2 mm thick.

3 AND 5 EVA

(Ethylene Vinyl Acetate) Encapsulating material.

4 CELLS


60 monocrystalline cells sized 156 x 156 mm, connected in series, with cell efficiency of up to 16%.

6 BACKSIDE FOIL

Electrical insulation, protecting rear part of the module.

7 CONNECTION BOX

IP65 specification. Providing a simple method of electrically connecting the module to the rest of the installation



www.siliken.com
info@siliken.com
+34 902 41 22 33

